

Built with superior plate design and high electrolyte volume, **MAXMA** Solar batteries deliver high performance each cycle & are capable to deliver long cycle life. MAXMA Solar range of batteries promises uninterrupted supply of electric power for long hours, **MAXMA** Solar batteries are able to meet frequent deep discharges, ensure reliability over months, needs less maintenance, ensure minimum emission of gasses and no or minimum acid fumes.



FEATURES	ADVANTAGES
PLATE TECHNOLOGY	High performance positive plates made with Advanced Automatic wet filling process to ensure high surface area & consistent paste density throughout the plates. Spines made with Special alloy composition & HADI high pressure die casting machines to ensure defect free Casting with high corrosion resistance.
EXTRA ELECTROLYTE	Extra Tall containers to store 30% more electrolyte to ensure less frequent water topping
HIGH GRADE IMPORTED SEPARATOR	Less electrical resistance, High oxidation resistance, high porosity, High charging efficiency.
CERAMIC WATER LEVEL MANAGEMENT	Optimally porous ceramic level indicator suppress water loss & promote safety along with cleanliness reducing water topping frequency.
ENVIRONMENT FRIENDLY & SAFE	Environment friendly and safer as it emits less fumes and absolutely low maintenance.

MODEL:	TAFC10200TT
SAP CODE:	F1151C564200
BATTERY:	FLOODED TALL TUBULAR
VOLTAGE:	12V
DIMENSIONS:	Millimeter
COLOR:	White (case) Black (cover)
MATERIAL:	Polypropylene

TECHNICAL SPECIFICATION								
Model Nomenclature	Voltage	Capacity @ C10	Battery Overall Dimensions (± 3 mm)				Battery weight (±5%)	Battery packed weight (±5%)
			Length	Width	Height (Up to Cover)	Overall Height (Up to Terminal)		
TAFC10200TT	12V	200Ah	502	192	397	415	67.5 Kg	70.0 Kg

ELECTRICAL SPECIFICATION				
CAPACITY AMP-HOURS (Ah)			INTERNAL RESISTANCE	
20Hr	10Hr	5Hr	6.0 (mΩ)	
---	200	167		

** All data based on stabilized battery capacity on new battery, under controlled laboratory test conditions

CHARGING INSTRUCTIONS

BOOST CHARGING (Amp)		TRICKLE MODE CHARGING (mAmp)	
STARTING RATE	FINISHING RATE	MINIMUM	MAXIMUM
24.0	12.0	200	800

CHARGE CHARACTERISTICS (27°C)

Cycle Use	Standby Use
14.40 – 15.0V (-40mV/°C), Maximum Current 30A	13.60 - 13.80V (-20mV/°C)

*Battery to be recharged in CV mode only

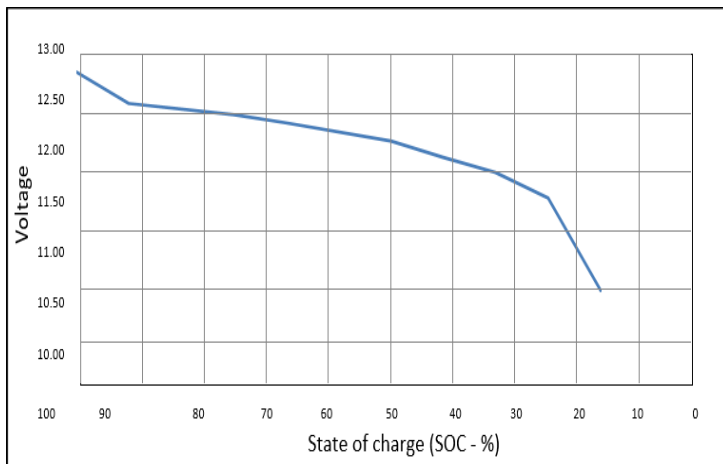
CHARGING TEMPERATURE COMPENSATION

ADD	SUBTRACT
0.005 Volt per cell for every 1°C below 25°C 0.0028 Volt per cell for every 1°F below 77°F	0.005 Volt per cell for every 1°C above 25°C 0.0028 Volt per cell for every 1°F above 77°F

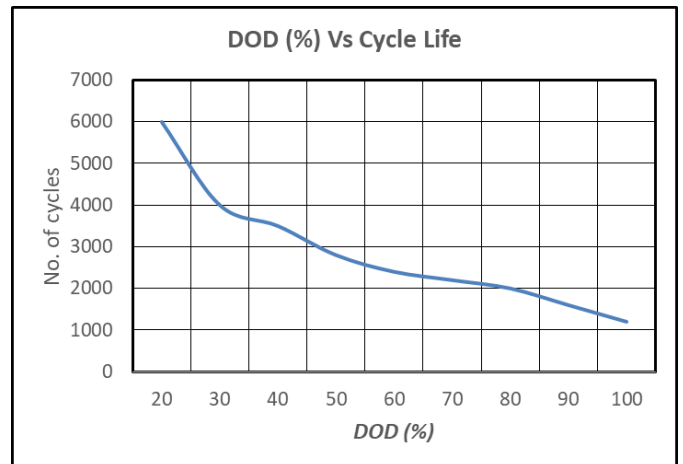
OPERATIONAL DATA

OPERATING TEMPERATURE		SELF DISCHARGE	
-4°F to 113°F (-20°C to +45°C). At temperatures below 32°F (0°C) maintain a state of charge greater than 60%.		Less than 3% per month at 20°C temperature conditions.	
Rated Capacity at ambient temperature	As per formula: $C_t = C_{27} \{1 + 0.0043(t - 27)\}$	Self-Discharge	Conforms to IS13369-1992
WORKING TEMPERATURE		FLOAT & EQUILIZING VOLTAGE	
0°C to +50°C		Float Voltage: 13.8V & Equalizing Voltage: 15.6V	

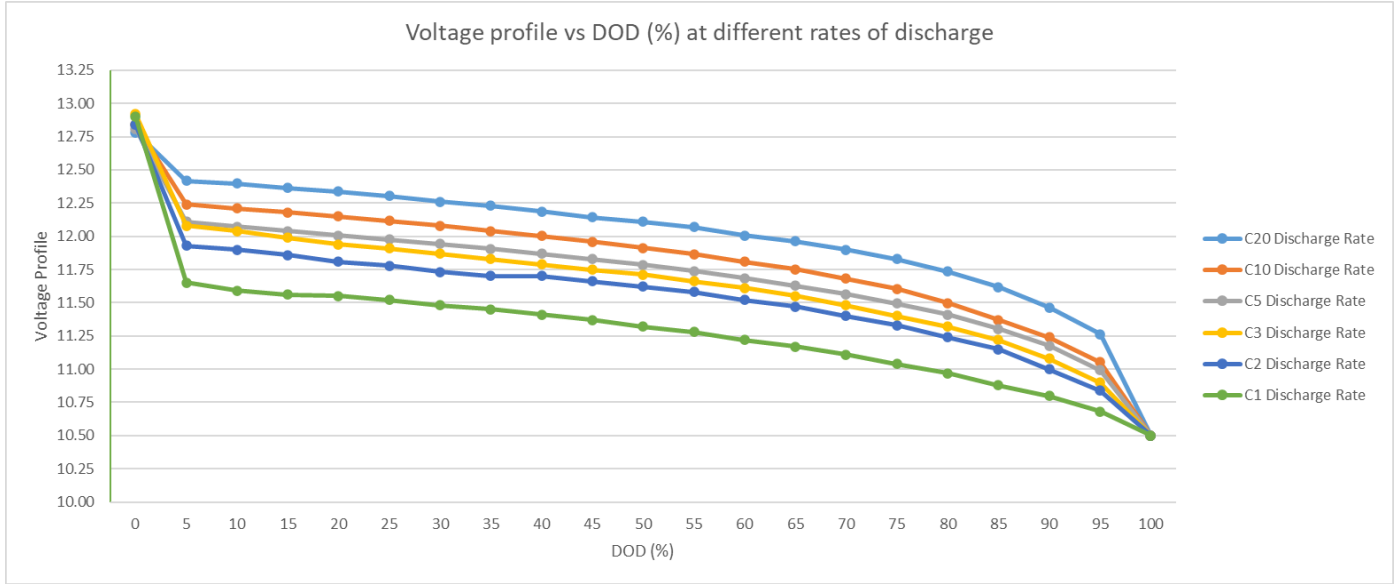
STATE OF CHARGE CHARACTERISTICS



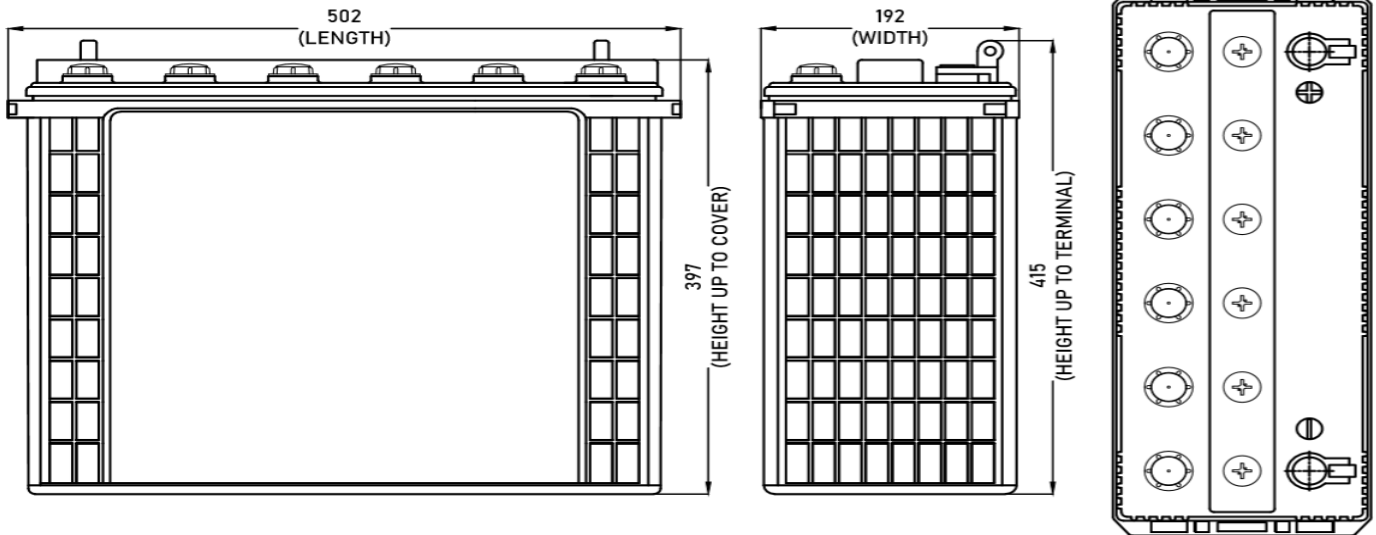
TYPICAL DOD Vs LIFE CYCLE



VOLTAGE PROFILE VS DOD (%) AT DIFFERENT RATES OF DISCHARGE:



BATTERY DIMENSIONS:



Dimensions are based on nominal size. For tolerances refer above the table
Disclaimer: Specifications may change due to continual improvement and change in product design.

Contact us:-

Website: www.powermaxma.com