

# STEELER 12V 200AH

## Specification

Cells Per Unit	6
Voltage Per Unit	12V
Capacity	200Ah@ 10hr-rate to 1.75V per cell @25°C
Weight	Approx. 58.0Kg (Tolerance ±5%)
Internal Resistance	≤3.5mΩ (Full Charge Condition @25°C)
Terminal	Default F10(M8),F16(M8)&L6 Optional
Max. Discharge Current	2000A (5 sec)
Design Life	12 years
Max. Charging Current	60.0A
Reference Capacity	C <sub>3</sub> 150.0Ah C <sub>5</sub> 170.0Ah C <sub>10</sub> 190.5Ah C <sub>20</sub> 200.0Ah
Float Charging Voltage	13.6 V~13.8 V @ 25°C Temperature Compensation: -3mV/°C/Cell
Cycle Use Voltage	14.6 V~14.8 V @ 25°C Temperature Compensation: -4mV/°C/Cell
Operating Temperature Range	Discharge: -20°C~60°C Charge: 0°C~50°C Storage: -20°C~60°C
Normal Operating Temperature Range	25°C ±5°C
Self Discharge	Power Maxma Valve Regulated Lead Acid (VRLA) batteries can be stored for up to 6 months at 25°C and then recharging is recommended. Monthly Self-discharge ratio is less than 3% at 25°C. Please charged batteries before using.
Container Material	A.B.S. UL94-HB, UL94-V0 Optional.



DC (Deep Cycle) series batteries provide superior high integrity and reliability. It is specially designed for frequent cyclic charge and discharging. By using strong grids, thick plate and specially active material are designed for repeated deep-discharge applications. The DC series batteries offer 30% more cyclic life than the standby series. It is suitable for solar and wind renewable energy storage, mobility and medical equipment and cable TV etc.



ISO 9001

ISO 14001

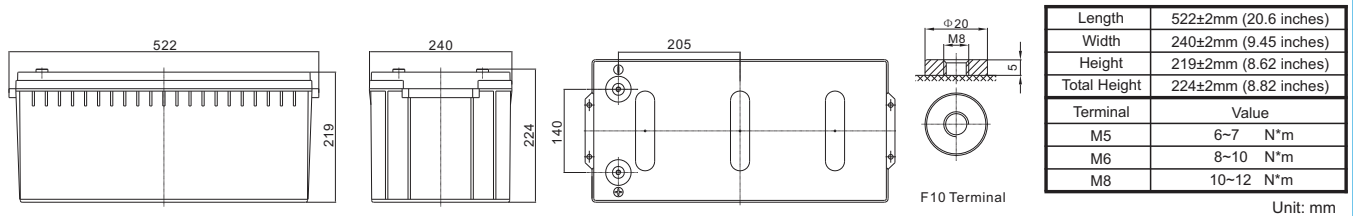
ISO 45001



MH 28539

BSTXD210316008501EC

## Dimensions



### Constant Current Discharge Characteristics : A(25°C)

F.V/Time	10MIN	15MIN	30MIN	1HR	2HR	3HR	4HR	5HR	8HR	10HR	20HR
1.60V	437.1	350.7	215.6	121.5	72.34	56.35	44.20	37.60	24.12	20.00	10.37
1.65V	402.6	327.9	204.3	117.3	69.92	54.62	42.88	36.42	23.93	19.81	10.31
1.70V	373.1	308.4	193.7	113.6	68.05	52.31	41.56	35.43	23.55	19.43	10.18
1.75V	342.3	288.9	186.0	110.0	65.44	50.96	40.42	34.45	23.17	19.24	10.00
1.80V	311.5	264.5	179.2	105.1	63.20	50.00	39.48	34.00	22.79	19.05	9.903
1.85V	243.8	218.9	151.9	93.83	57.80	46.54	37.02	31.30	21.46	17.90	9.811

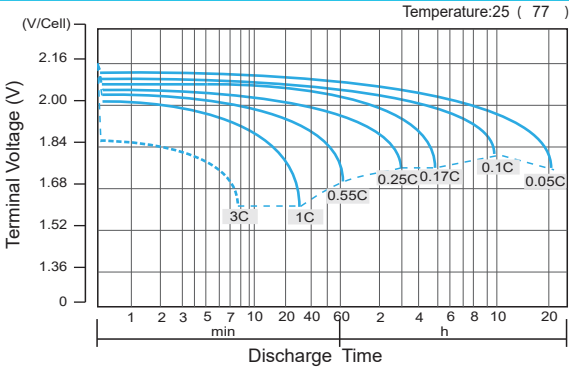
### Constant Power Discharge Characteristics : W/Cell (25°C)

F.V/Time	10MIN	15MIN	30MIN	1HR	2HR	3HR	4HR	5HR	8HR	10HR	20HR
1.60V	744.2	611.7	391.8	228.0	136.8	107.0	85.19	71.17	47.00	39.22	20.69
1.65V	716.6	594.8	382.6	224.1	133.1	104.3	83.11	69.24	46.62	38.85	20.51
1.70V	668.8	563.0	364.2	217.6	129.8	100.3	80.47	67.51	46.06	38.09	20.32
1.75V	622.4	531.4	351.5	211.5	125.1	97.86	78.58	65.97	45.30	37.71	19.95
1.80V	573.4	491.2	340.1	202.9	122.3	97.31	77.07	65.09	44.55	37.34	19.77
1.85V	454.9	412.7	291.7	182.2	112.6	90.77	72.53	60.20	42.11	35.26	19.58

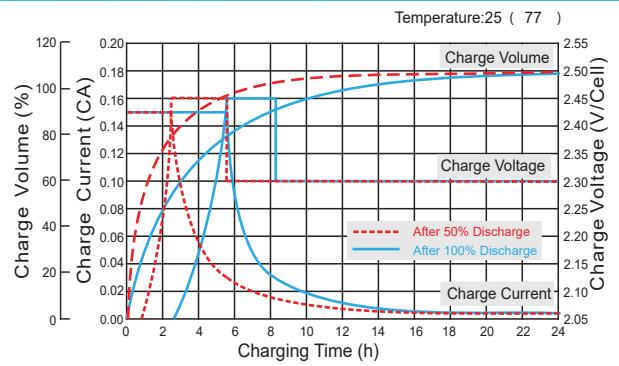
(Note) The above characteristics data are average values obtained within three charge/discharge cycle not the minimum values. The battery must be fully charged before the capacity test. The C<sub>20</sub> should reach 95% after the first cycle and 100% after the third cycle.

# STEELER 12V 200AH

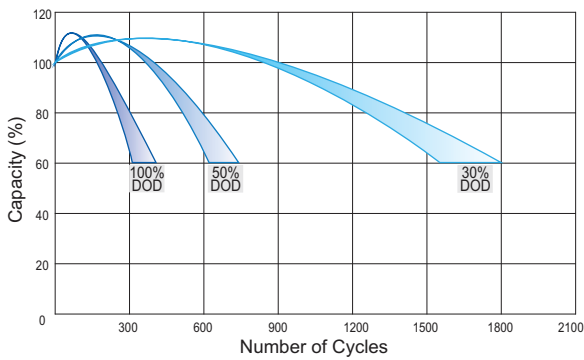
**Discharge Characteristics Curve**



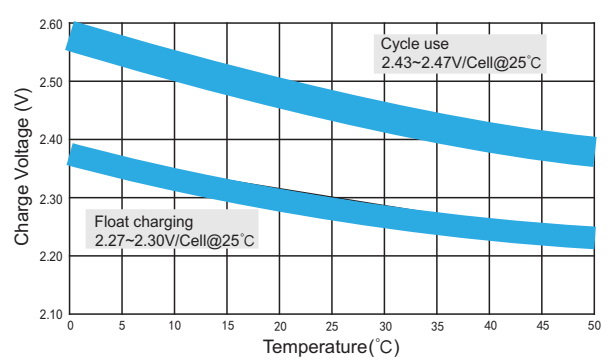
**Charge Characteristic Curve for Cycle Use(IUU)**



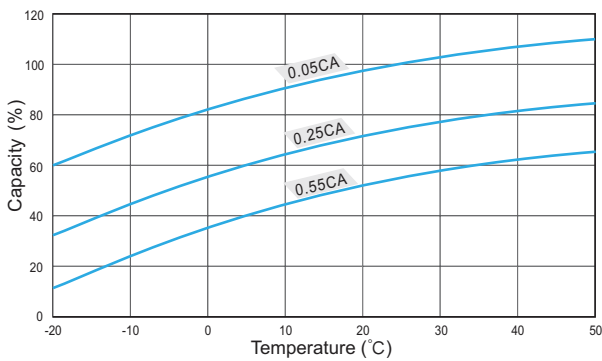
**Cycle Life in Relation to Depth of Discharge**



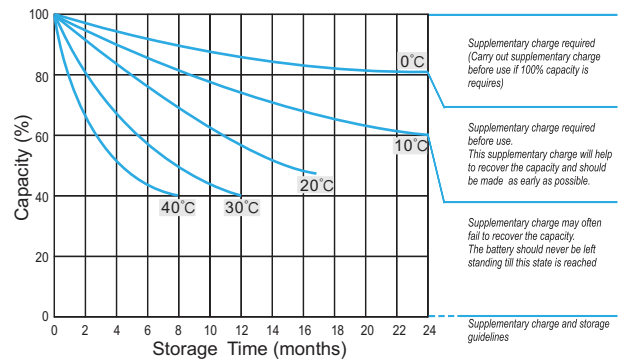
**Relationship Between Charging Voltage and Temperature**



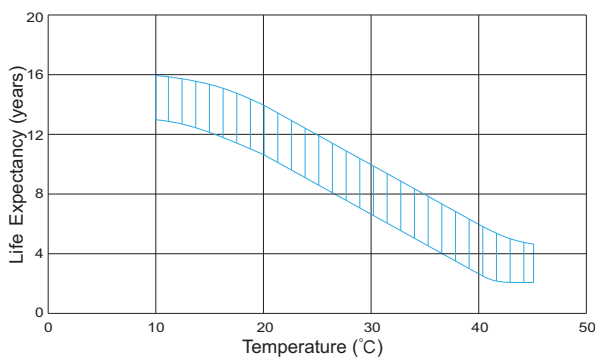
**Temperature Effects on Capacity**



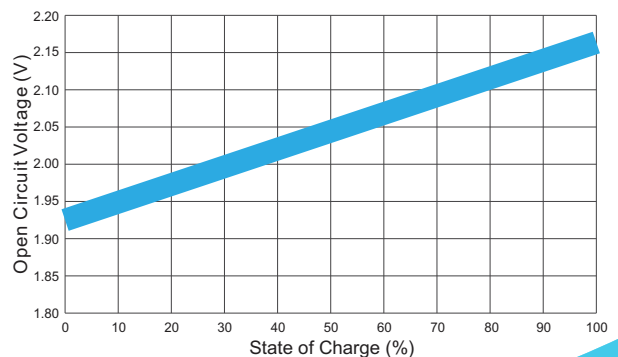
**Storage Characteristics**



**Effect of Temperature on Long Term Life**



**Relationship of OCV And State of Charge(20°C)**



(Note) All above information shall be changed without prior notice. Power Maxma reserves the right to explain and update the latest information.